



Coletor de Dados Honeywell Captuvo SL22

O Estojo corporativo Honeywell Captuvo SL22 usado como dispositivo digital móvel para Ipad e Iphone geração 5, inclui um leitor de código de barras Imager deixando seu Ipad/Iphone mais completo para Automação Comercial.





Captuvo SL22

Enterprise Sled

Quick Start Guide

Aller à www.honeywellaidc.com pour le français.

Vai a www.honeywellaidc.com per l'italiano.

Gehe zu www.honeywellaidc.com für Deutsch.

Ir a www.honeywellaidc.com para español.

Pro češtinu jdi na www.honeywellaidc.com.

Idz do www.honeywellaidc.com dla Polski.

Pre slovenčinu chodí na www.honeywellaidc.com



CAPTUVOSL22-QS Rev C
09/12

Getting Started

Scan this bar code for a Getting Started video or visit www.honeywellaidc.com/captuvoinstructions.



The Captuvo SL22 Enterprise Sled is compatible with the Apple® iPod touch® (4th generation) mobile digital device and includes an integrated imager for scanning all types of bar codes. An optional magnetic stripe reader (MSR) for reading cards with magnetic stripes is available.

Note: Honeywell is not an authorized Apple repair center. Please return only your sled to us for repair. Honeywell is not liable for any non-Honeywell product shipped to our repair center.

Note: Refer to your Apple iPod touch documentation for important product and safety information.

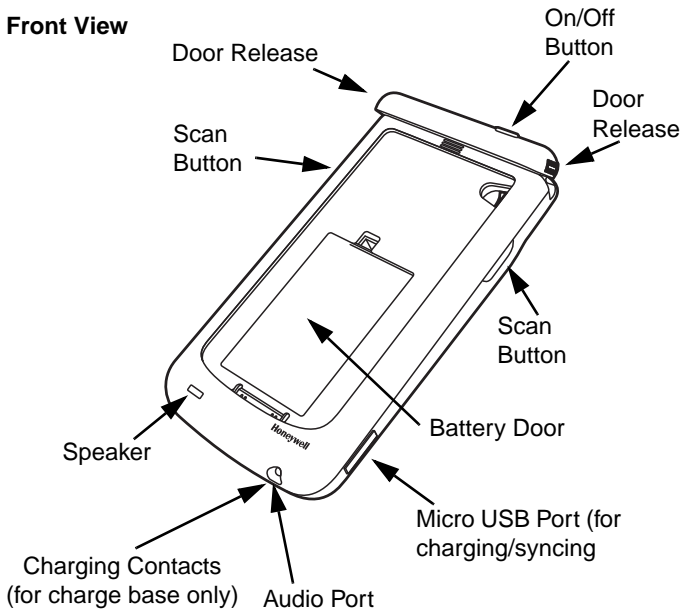
User Documentation

To download the Captuvo SL22 documentation, visit www.honeywellaidc.com.

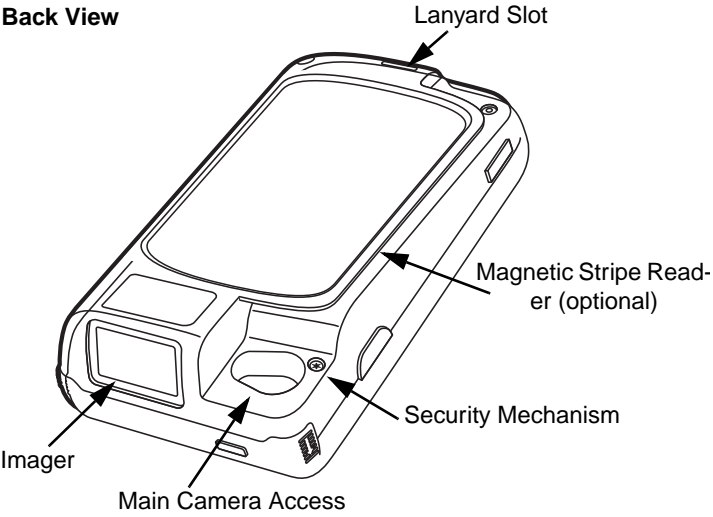
For more information about the Captuvo SL22, visit www.honeywellaidc.com/captuvosl22.

Captuvo SL22

Front View



Back View



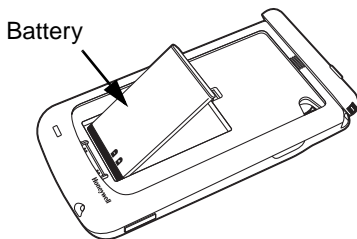
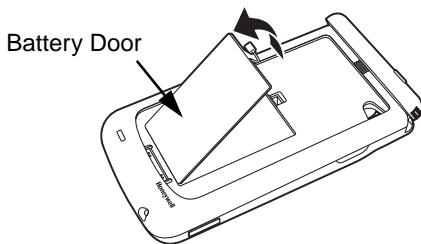
Inserting the Battery



Ensure all components are dry prior to mating sleds/batteries with peripheral devices. Mating wet components may cause damage not covered by the warranty.



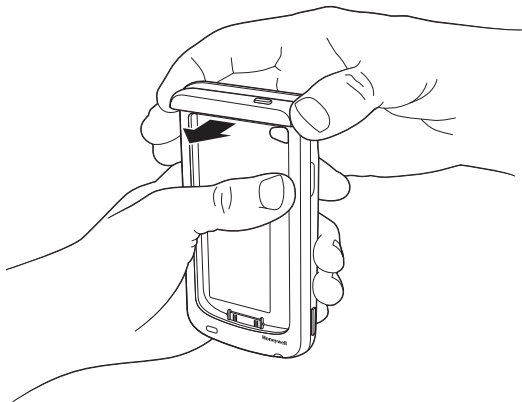
We recommend use of Honeywell Li-Ion battery packs. Use of any non-Honeywell battery may result in damage not covered by the warranty.



Sliding the Apple iPod touch into the Sled

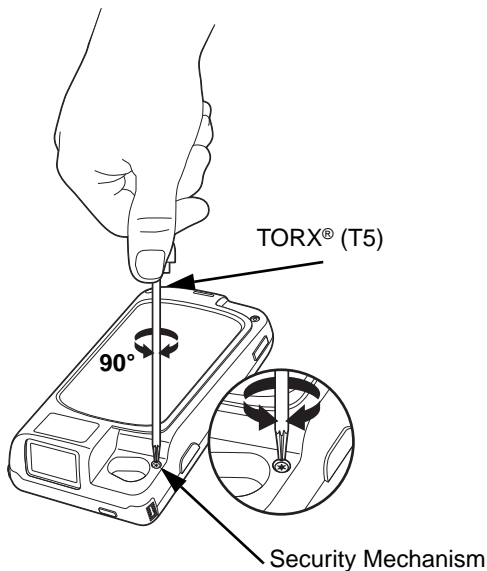
1. Open the door by pushing the top **toward the front of the sled**.

Note: Be careful that the connectors are not accidentally damaged.

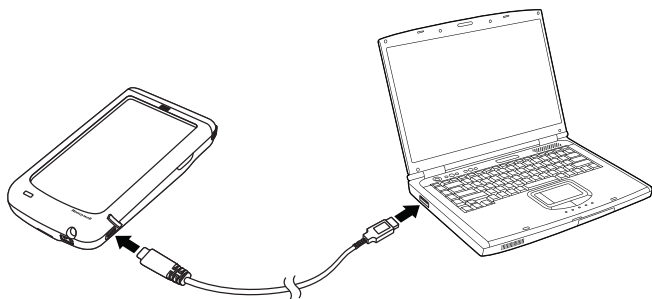
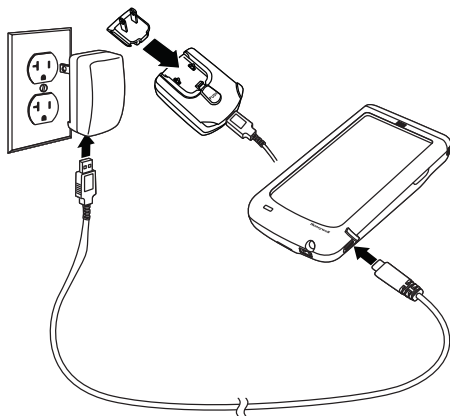


Security Mechanism

Note: To reduce the risk of the Apple iPod touch being removed or disengaging from the sled, we recommend that you lock the security mechanism.

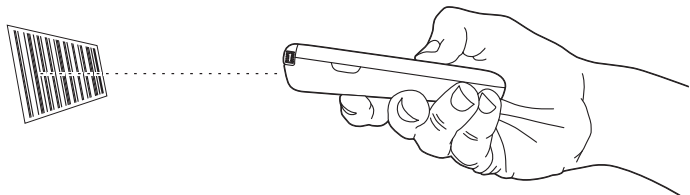


Charging the System



Demo Apps

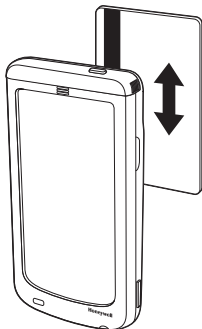
To test scanning a bar code or to use the magnetic stripe reader, upload the Honeywell Price Check application from the Apple App StoreSM. This application is for demonstration purposes only and does not process any data.



Application Software

The Captuvo SL22 sled requires special application software. Please refer to www.honeywellaidc.com/iosapps for information regarding software.

Reading Magnetic Stripe Cards



Healthcare Housing Cleaning Directions (Healthcare unit only)



Honeywell is not responsible for any damage to the Apple iPod touch. Since the Apple iPod touch can be affected by these cleaning agents, be sure to remove the Apple iPod touch before cleaning the sled. In addition, be sure to remove the battery from the Captuvo SL22 prior to cleaning the sled.

Important: The following cleaning solutions have been tested to assure safe cleaning of your sled's disinfectant-ready housing. They are the only solutions approved for use with this sled. Damage caused by the use of cleaners other than those listed below may not be covered by the warranty.

- Gentle dish soap and water
- 409® Glass and Surface Cleaner
- CaviWipes™
- Clorox® Bleach (10%)
- Isopropyl Alcohol Wipes (70%)
- Sani-Cloth® HB
- Sani-Cloth® Plus
- Super Sani-Cloth®
- Virex® 256
- Windex® Blue

Operating Temperature

The maximum operating temperature range for the Captuvo SL22 is 0°C to 35°C (32°F to 95°F).

Agency Information

USA

FCC Part 15 Subpart B Class B

This device complies with part 15 of the FCC Rules. Operation is subject to the following two conditions:

1. This device may not cause harmful interference.
2. This device must accept any interference received, including interference that may cause undesired operation.

This equipment has been tested and found to comply with the limits for a Class B digital device pursuant to part 15 of the FCC Rules. These limits are designed to provide reasonable protection against harmful interference in a residential installation. This equipment generates, uses, and can radiate radio frequency energy and, if not installed and used in accordance with the instructions, may cause harmful interference to radio communications. However, there is no guarantee that interference will not occur in a particular installation. If this equipment does cause harmful interference to radio or television reception, which can be determined by turning the equipment off and on, the user is encouraged to try to correct the interference by one or more of the following measures:

- Reorient or relocate the receiving antenna.
- Increase the separation between the equipment and receiver.
- Connect the equipment into an outlet on a circuit different from that to which the receiver is connected.
- Consult the dealer or an experienced radio or television technician for help.

If necessary, the user should consult the dealer or an experienced radio/television technician for additional suggestions. The user may find the following booklet helpful: "Something About Interference." This is available at FCC local regional offices. Honeywell is not responsible for any radio or television interference caused by unauthorized modifications of this equipment or the substitution or attachment of connecting cables and equipment other than those specified by Honeywell. The correction is the responsibility of the user.

Use only shielded data cables with this system. This unit has been tested with cables less than 3 meters. Cables greater than 3 meters may not meet class B performance.

Caution: Any changes or modifications made to this equipment not expressly approved by Honeywell may void the FCC authorization to operate this equipment.



UL listed: UL60950-1, 2nd Edition.

Canada

Industry Canada ICES-003

This Class B digital apparatus complies with Canadian ICES-003. Operation is subject to the following conditions:

1. This device may not cause harmful interference.
2. This device must accept any interference received, including interference that may cause undesired operation.

Conformité à la réglementation canadienne

Cet appareil numérique de la Classe A est conforme à la norme NMB-003 du Canada. Son fonctionnement est assujéti aux conditions suivantes :

1. Cet appareil ne doit pas causer de brouillage préjudiciable.
2. Cet appareil doit pouvoir accepter tout brouillage reçu, y compris le brouillage pouvant causer un fonctionnement indésirable.



C-UL listed: CSA C22.2 No.60950-1-07, 2nd Edition.

Europe

CE The CE marking indicates compliance to 2004/108/EC EMC Directive with Standards EN55022 CLASS B, EN55024, EN61000-3-2, EN61000-3-3. In addition, complies to 2006/95/EC Low Voltage Directive, when shipped with recommended power supply.

For further information please contact:
Hand Held Products Europe B.V.
Nijverheidsweg 9-13
5627 BT Eindhoven
The Netherlands

Honeywell International Inc. shall not be liable for use of our product with equipment (i.e., power supplies, personal computers, etc.) that is not CE marked and does not comply with the Low Voltage Directive.

Waste Electrical and Electronic Equipment Information

Honeywell complies with Directive 2002/96/EC OF THE EUROPEAN PARLIAMENT AND OF THE COUNCIL of 27 January 2003 on waste electrical and electronic equipment (WEEE).

This product has required the extraction and use of natural resources for its production. It may contain hazardous substances that could impact health and the environment, if not properly disposed.

In order to avoid the dissemination of those substances in our environment and to diminish the pressure on the natural resources, we encourage you to use the appropriate take-back systems for product disposal. Those systems will reuse or recycle most of the materials of the product you are disposing in a sound way.



The crossed out wheeled bin symbol informs you that the product should not be disposed of along with municipal waste and invites you to use the appropriate separate take-back systems for product disposal.

If you need more information on the collection, reuse, and recycling systems, contact your local or regional waste administration.

You may also contact your supplier for more information on the environmental performances of this product.

Technical Assistance

Contact information for technical support, product service, and repair can be found at www.honeywellaidc.com.

Limited Warranty

Refer to www.honeywellaidc.com/warranty_information for your product's warranty information.

Patents

For patent information, refer to www.honeywellaidc.com/patents.

Disclaimer

Honeywell International Inc. ("HII") reserves the right to make changes in specifications and other information contained in this document without prior notice, and the reader should in all cases consult HII to determine whether any such changes have been made. The information in this publication does not represent a commitment on the part of HII.

HII shall not be liable for technical or editorial errors or omissions contained herein; nor for incidental or consequential damages resulting from the furnishing, performance, or use of this material.

This document contains proprietary information that is protected by copyright. All rights are reserved. No part of this document may be photocopied, reproduced, or translated into another language without the prior written consent of HII.

© 2012 Honeywell International Inc. All rights reserved.

Web Address: www.honeywellaidc.com

Apple and iPod touch are trademarks of Apple Inc., registered in the U.S. and other countries. App Store is a service mark of Apple Inc.

"Made for iPod" means that an electronic accessory has been designed to connect specifically to iPod respectively, and has been certified by the developer to meet Apple performance standards. Apple is not responsible for the operation of this device or its compliance with safety and regulatory standards. Please note that the use of this accessory with iPod may affect wireless performance.