



Leitor Honeywell 3800i

O 3800i é o primeiro leitor de sua classe, desenvolvido com a inovadora tecnologia Linear Imager, focado para o uso industrial. Esta tecnologia permite que você leia código de barras em escalas de até 208 cm.

www.bztech.com.br



3800 Linear Series

Quick Start Guide

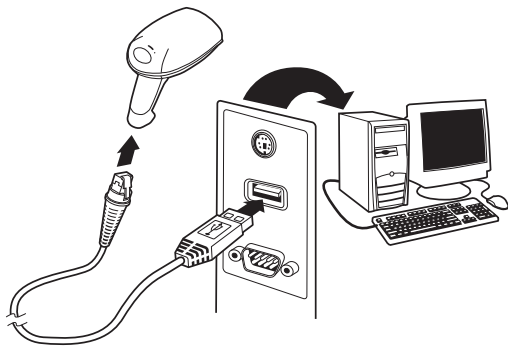
Note: Refer to your user's guide for information about cleaning your device.

For localized language versions of this document, go to www.honeywell.com/aidc.

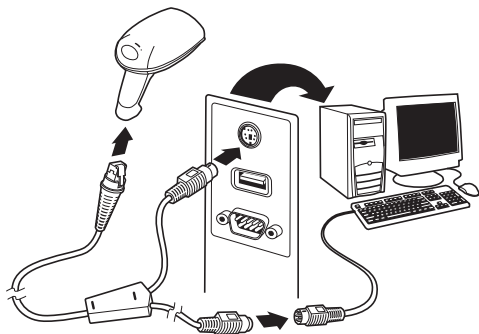
Getting Started

Turn off computer's power before connecting the scanner, then power up the computer once the scanner is fully connected.

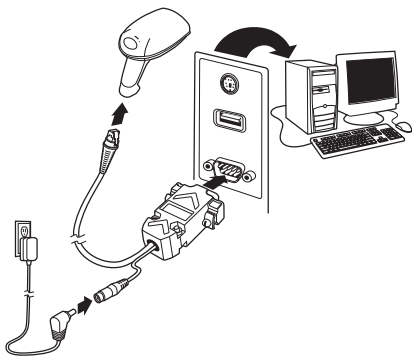
USB Connection



Keyboard Wedge Connection



Serial (RS-232) Connection



Reading Techniques

The view finder projects a red aiming beam that should be centered over the bar code.



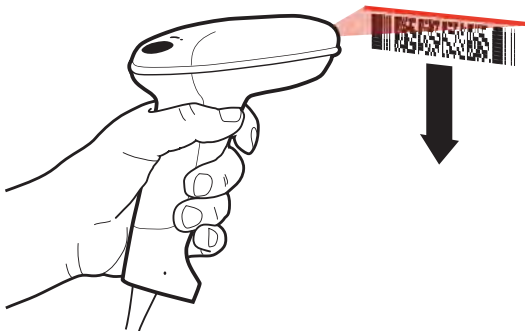
Hold the scanner over the bar code, pull the trigger, and center the aiming beam on the bar code.



The aiming beam is smaller when the scanner is closer to the code and larger when it is farther from the code. Hold the scanner close to smaller bar codes, and farther away from large bar codes to get a proper read.

If the bar code is highly reflective (e.g., laminated), you may need to tilt the scanner at an angle so the bar code can be scanned.

To read PDF417 bar codes with a PDF-enabled 3800, hold the trigger down and move the scanner up and down so the aiming line sweeps from the top of the bar code to the bottom, and back up.



This ensures that the entire code is scanned.

Note: This only applies to a PDF enabled 3800/3800g.

Standard Product Defaults

The following bar code resets all standard product default settings.



Standard Product Defaults

Interface

Scan the bar code that describes the PC or interface you are using.



USB Keyboard (PC)



RS-232



Japan DOS/V



AT/PS2 Keyboard Wedge
(Default)



Emulate External Keyboard

Keyboard Country

Scan the **Program Keyboard Country** bar code below, then scan the numeric bar code(s) from page 10, then the **Save** bar code to program the keyboard for your country. As a general rule, the following characters are not supported by the scanner for countries other than the United States: @ | \$ # { } [] = / ' \ < > ~.



Program Keyboard Country

Country Code	Scan	Country Code	Scan
Belgium	1	Italy	5
Denmark	8	Norway	9
Finland	2	Spain	10
France	3	Switzerland	6
Germany/Austria	4	USA (Default)	0
Great Britain	7		



Save

Note: For a complete list of country codes, see the User's Guide for your product at our website, www.honeywell.com/aidc.

Trigger

The following bar codes will allow you to use the reader in Manual Trigger mode (need to press the trigger to read), Automatic Trigger mode (the beam is always on), or Presentation mode (the reader is activated when it “sees” a bar code).



Manual Trigger
(Default)



Automatic Trigger



Presentation Mode

Reread Delay

This sets the time period before the scanner can read the *same* bar code a second time. Setting a reread delay protects against accidental rereads of the same bar code.



Medium Reread Delay
for 3800 only



Medium Reread Delay
for 3800g, 3800r and 3800i

Suffix

If you want a carriage return after the bar code, scan the **Add CR Suffix bar code**. To add a tab after the bar code, scan the **Add Tab Suffix bar code**. Otherwise, scan the **Remove Suffix bar code** to remove the suffixes.



Add CR Suffix



Add Tab Suffix



Remove Suffix

Add Code ID Prefix to all Symbologies

Scan the following bar code if you wish to add a Code ID prefix to all symbologies at once.



Add Code ID Prefix To All Symbologies
(Temporary)

Note: For a complete list of Code IDs, see the User's Guide for your product at our website, www.honeywell.com/aidc.

Data Format Editor Instructions

The following are abbreviated instructions for entering a data format. For complete instructions refer to your User's Guide, available at our website, www.honeywell.com/aidc.

1. Scan the **Enter Data Format** symbol.
2. Primary/Alternate Format: scan **0** for Primary Format.
3. Terminal Type: scan **099** for any terminal type.
4. Code I.D.: scan **99** for any bar code type.
5. Length: scan **9999** for any length bar code.
6. Editor commands: use the Programming Chart that follows.
7. Scan **Save** to save your entries.



Enter Data Format



Clear All Data Formats



Save

Programming Chart





8



9



A



B



C



D



E



F



Save

Visual Menu

To obtain access to additional features for the 3800, use Visual Menu, available from our website at www.honeywell.com/aidc. For complete download instructions and descriptions of Visual Menu's features, refer to your User's Guide.



Visual Menu

Visual Xpress™

To obtain access to additional features for the 3800g, 3800gHD, 3800gPDF, 3800i, or 3800r, use Visual Xpress, available from our website at www.honeywell.com/aidc. For complete download instructions and descriptions of Visual Xpress features, refer to your User's Guide.

Technical Assistance

If you need assistance installing or troubleshooting your device, please call your distributor or the nearest technical support office:

North America/Canada

Telephone: (800) 782-4263
(8 a.m. to 6 p.m. EST)

Fax number: (315) 554-6705

E-mail: natechsupport@handheld.com

Latin America

Telephone: (803) 835-8000

Telephone: (800) 782-4263

E-mail: latechsupport@handheld.com

Brazil

Telephone: +55 (21) 3535-9100

Fax: +55 (21) 3535-9105

E-mail: brsuporte@handheld.com

Mexico

Telephone: (803) 835-8000

E-mail: latechsupport@handheld.com

Europe, Middle East, and Africa

Telephone: +31 (0) 40 7999 393

Fax: +31 (0) 40 2425 672

E-mail: eurosupport@handheld.com

Asia Pacific

Telephone - Hong Kong: +852-3188-3485 or 2511-3050

Telephone - China: +86 21 6361 3818

E-mail: aptechsupport@handheld.com

Japan

Telephone: +813 5770-6312

E-mail: aptechsupport@handheld.com

Malaysia

Telephone: +603-6201-7020

E-mail: aptechsupport@handheld.com

Online Technical Assistance

You can also access technical assistance online at
www.honeywell.com/aidc.

For Further Information

To download the full User's Guide for these products, visit our website at www.honeywell.com/aidc.

Product Service and Repair

Honeywell provides service for all its products through service centers throughout the world. To obtain warranty or non-warranty service, contact the appropriate location below to obtain a Return Material Authorization number (RMA #) before returning the product.

North America

Telephone: (800) 782-4263

Fax: (803) 835-8012

E-mail: naservice@handheld.com

Latin America

Telephone: (803) 835-8000

Telephone: (800) 782-4263

Fax: (239) 263-9689

E-mail: laservice@handheld.com

Brazil

Telephone: +55 (21) 3535-9100

Fax: +55 (21) 3535-9105

E-mail: brservice@handheld.com

Mexico

Telephone: +52 (55) 5203-2100

Fax: +52 (55) 5531-3672

E-mail: mxservice@handheld.com

Europe, Middle East, and Africa

Telephone: +31 (0) 40 2901 633

Fax: +31 (0) 40 2901 631

E-mail: euservice@handheld.com

Asia Pacific

Telephone: +852-2511-3050

Fax: +852-2511-3557

E-mail: apservice@handheld.com

Japan

Telephone: +813-5770-6312

Fax: +813-5770-6313

E-mail: apservice@handheld.com

Online Product Service and Repair Assistance

You can also access product service and repair assistance online at www.honeywell.com/aidc.

Limited Warranty

Honeywell International Inc. ("Honeywell") warrants its products to be free from defects in materials and workmanship and to conform to Honeywell's published specifications applicable to the products purchased at the time of shipment. This warranty does not cover any Honeywell product which is (i) improperly installed or used; (ii) damaged by accident or negligence, including failure to follow the proper maintenance, service, and cleaning schedule; or (iii) damaged as a result of (A) modification or alteration by the purchaser or other party, (B) excessive voltage or current supplied to or drawn from the interface connections, (C) static electricity or electrostatic discharge, (D) operation under conditions beyond the specified operating parameters, or (E) repair or service of the product by anyone other than Honeywell or its authorized representatives.

This warranty shall extend from the time of shipment for the duration published by Honeywell for the product at the time of purchase ("Warranty Period"). Any defective product must be returned (at purchaser's expense) during the Warranty Period to Honeywell factory or authorized service center for inspection. No product will be accepted by Honeywell without a Return Materials Authorization, which may be obtained by contacting Honeywell. In the event that the product is returned to Honeywell or its authorized service center within the Warranty Period and Honeywell determines to its satisfaction that the product is defective due to defects in materials or workmanship, Honeywell, at its sole option, will either repair or replace the product without charge, except for return shipping to Honeywell.

EXCEPT AS MAY BE OTHERWISE PROVIDED BY APPLICABLE LAW, THE FOREGOING WARRANTY IS IN LIEU OF ALL OTHER COVENANTS OR WARRANTIES, EITHER EXPRESSED OR IMPLIED, ORAL OR WRITTEN, INCLUDING, WITHOUT LIMITATION, ANY IMPLIED WARRANTIES OF MERCHANTABILITY OR FITNESS FOR A PARTICULAR PURPOSE.

HONEYWELL'S RESPONSIBILITY AND PURCHASER'S EXCLUSIVE REMEDY UNDER THIS WARRANTY IS LIMITED TO THE REPAIR OR REPLACEMENT OF THE DEFECTIVE PRODUCT WITH NEW OR REFURBISHED PARTS. IN NO EVENT SHALL HONEYWELL BE LIABLE FOR INDIRECT, INCIDENTAL, OR CONSEQUENTIAL DAMAGES, AND, IN NO EVENT, SHALL ANY LIABILITY OF HONEYWELL ARISING IN CONNECTION WITH ANY PRODUCT SOLD HEREUNDER (WHETHER SUCH LIABILITY ARISES FROM A CLAIM BASED ON CONTRACT, WARRANTY, TORT, OR OTHERWISE) EXCEED THE ACTUAL AMOUNT PAID TO HONEYWELL FOR THE PRODUCT. THESE LIMITATIONS ON LIABILITY SHALL REMAIN IN FULL FORCE AND EFFECT EVEN WHEN HONEYWELL MAY HAVE BEEN ADVISED OF THE POSSIBILITY OF SUCH INJURIES, LOSSES, OR DAMAGES. SOME STATES, PROVINCES, OR COUNTRIES DO NOT ALLOW THE EXCLUSION OR LIMITATIONS OF INCIDENTAL OR CONSEQUENTIAL DAMAGES, SO THE ABOVE LIMITATION OR EXCLUSION MAY NOT APPLY TO YOU.

All provisions of this Limited Warranty are separate and severable, which means that if any provision is held invalid and unenforceable, such determination shall not affect the validity of enforceability of the other provisions hereof. Use of any peripherals not manufactured/sold by Honeywell may result in damage not covered by this

warranty. This includes but is not limited to: cables, power supplies, cradles, and docking stations. Honeywell International Inc. extends these warranties only to the first end-users of the products. These warranties are non-transferable.

The duration of the limited warranty for the 3800, 3800g, 3800gHD, 3800gPDF is five (5) years.

The duration of the limited warranty for the 3800i is three (3) years.

Disclaimer

Honeywell International Inc. (“Honeywell”) reserves the right to make changes in specifications and other information contained in this document without prior notice, and the reader should in all cases consult Honeywell to determine whether any such changes have been made. The information in this publication does not represent a commitment on the part of Honeywell.

Honeywell shall not be liable for technical or editorial errors or omissions contained herein; nor for incidental or consequential damages resulting from the furnishing, performance, or use of this material.

This document contains proprietary information that is protected by copyright. All rights are reserved. No part of this document may be photocopied, reproduced, or translated into another language without the prior written consent of Honeywell.

©2006-2008 Honeywell International Inc. All rights reserved.

Web Address: www.honeywell.com/aidc

Honeywell

700 Visions Drive

P.O. Box 208

Skaneateles Falls, NY 13153-0208



Linear-02-QS Rev B

6/08